

2020 NMC ANNUAL REPORT

FINANCE

	<i>Actual</i> 2019	<i>Projected Actual</i> 2020	<i>Budget</i> 2021
Patient Services Revenue	211,039,163	193,153,406	251,232,924
Less Subsidies to MCR, MCD & Contractuals	97,341,371	84,394,448	128,643,440
Less Free Care	1,089,453	1,317,726	1,360,958
Less Provision for Bad Debt	6,899,923	8,153,915	7,536,988
Net Patient Revenue	105,708,416	99,287,317	113,691,538
Other Operating Revenue	3,799,952	21,028,259	5,433,765
Total Revenue and Other Support	109,508,368	120,315,576	119,125,303
Salary and Wages	56,737,224	54,873,235	55,541,326
Employee Benefits	13,817,362	13,988,321	13,266,270
Supplies	12,195,947	11,801,164	13,261,842
Contracted Services	17,365,873	19,282,214	18,954,655
Other Operating Expense	6,800,078	7,491,994	8,760,394
Medicaid Tax	5,402,811	5,471,364	4,025,705
Depreciation	5,696,512	6,197,039	6,189,830
Interest & Amortization	770,957	745,629	893,795
Total Expenses	118,786,764	119,850,960	120,893,817
Income from Operations	(9,278,396)	(464,616)	(1,768,514)
Net Investment Income	2,524,918	(789,730)	1,400,000
Other	(1,739,887)	(957,583)	273,675
Total Non-Operating Income	(785,031)	(167,853)	1,673,675
Excess of Revenue and Other Support Over Expenses	(8,493,365)	(296,763)	(94,839)
Admissions	2,348	2,254	2,334
Total Patient Days	6,953	6,849	7,071
Average Length of Stay	2.96	3.04	3.03
Emergency Department Visits	25,681	19,623	24,101
Births	343	387	336
Surgeries	3,107	2,612	2,589
Outpatient Diagnostic Imaging Procedures	54,408	44,310	54,056
Outpatient Laboratory Tests	352,953	290,938	329,580
Physician Practice & Urgent Care Visits	133,055	113,110	120,335
Medicare/Medicaid % of Patient Revenue	55.80%	54.90%	56.00%
Days in Accounts Receivable	41.5	36.2	36.5
Age of Plant (Years)	11.4	11.8	12.1

NMC By The Numbers



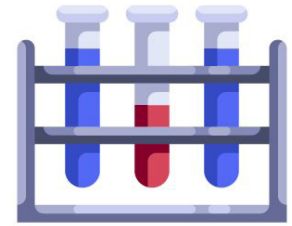
2,254

Hospital Admissions



393,321

Lab Tests Run



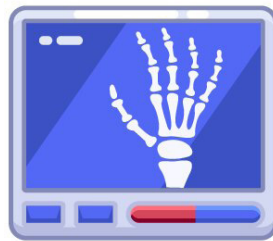
59,512

Diagnostic Imaging Tests




1,069

Curbside COVID-19 Tests



48,377

Diagnostic Imaging Tests




42,859

Specialty Practices Visits



14,946

Urgent Care Visits



19,623

Emergency Room Visits



34,162

Primary Care and Peds Visits

Births
397

Total OR Hours
4,377

Pharmacy Doses
317,418

Laundry Pounds
309,021

Patient Meals Served
28,005